


Back to School with AI Series


AI Chatbots in the History Classroom

Benefits, Tools, and Tips


www.educatorstechnology.com



By Med Kharbach, PhD



History doesn't have to be a list of dry facts and dates. With AI chatbots, students can step into conversations with the past, asking questions, challenging perspectives, and bringing history to life in ways textbooks alone can't.



In this guide, we'll walk through the benefits of using AI chatbots in history classrooms, highlight ethical ways to integrate them, point out their limitations, and share recommendations for the best chatbots teachers can try.

Engagement

Chatbots let students “interview the past,” sparking curiosity and fact-checking practice.



Multiple Perspectives

Students see how different voices interpret the same event.

Benefits of Using AI Chatbots in The History Class

Understanding Context

Quick backgrounders help situate events within broader conditions.

Interactive Learning

Simulations turn history into active decision-making and evidence use.

Personalized Learning


Responses can be tailored to student levels and needs.



Practical Ways to Use AI Chatbots in the History Class

| Skills | How to Use | Example |
|---|---|--|
| Engage critically | Treat chatbot replies as claims to test; check assumptions and gaps. | After “Napoleon” chat, list 2 supported claims, 1 uncertainty, 1 question. |
| Push Arguments | Prompt bot for reasons and counterarguments to weigh evidence. | On French Revolution causes, rate 2 reasons, 1 counterclaim, add evidence. |
| Compare with textbook info | Align chatbot statements with textbook/primary sources and mark accuracy. | Copy 3 claims, match with page numbers, mark supported/partially/not. |
| Fact-check with credible sources | Use archives, databases, or journals to verify chatbot claims. | Pick 1 claim, find source, cite it, and write a 1-sentence accuracy check. |





AI Tools



When it comes to tools, I've kept the list short and focused. Rather than overwhelming you with every chatbot out there, I limited my choices to just a few that I've tested myself.

These are the ones I've found reliable, teacher-friendly, and adaptable for history lessons.

AI Tools

| AI Tool | How to Use | Example |
|--|--|---|
| Custom GPT in ChatGPT  | Build a Historical Chatbot with vetted excerpts and clear instructions. | Seed prompt: “You are a Grade 8 historian. Answer in 120 words, cite 1 source.” |
| SchoolAI Spaces  | Teacher-controlled chat space with personas, guiding questions, and scaffolds. | Run a 5-min “historical interview,” then export transcript for source check. |
| Humy AI  | Ready-made historical personas for quick role-plays or warm-ups. | Ask Frederick Douglass 2 questions on abolition, screenshot 1 claim to verify. |
| Hello History  | Mobile app for station work or BYOD settings. | Short chat with a figure, add 1 corroborating reference and 1 accuracy verdict. |



Teacher Tip

Always require students to verify chatbot claims with at least one non-AI source. Example: textbook page, archive doc, or museum site.

1

Hallucinations

Bots may invent facts, require students to verify one claim with a primary source.

2

Ethics & perspectives

Figures may present harmful views, pre-teach context and add countervoices.

3

Bias

Prompts can amplify dominant narratives, compare paired chats with primary sources.

5

Oversimplification

Complex causes get compressed, use charts and add missing factors with evidence

10

Equity

Access and reading levels vary – adjust reading level, print excerpts, allow oral responses.

9

Time

Fact-checking takes time, use short structures like three-claim checks or 5-min interviews.

8

Overreliance

Students may accept answers uncritically, require justification, page numbers, counterexamples.

4

Source opacity

Bots don't cite well, ask students to attach a citation from a non-AI source.

6


Safety

Some topics include violence, use school-safe tools and review transcripts.

7

Privacy

Student inputs may be logged, avoid names, use school accounts, follow policy.



References

Warner, J. (2024, June 14). Just say no to historical figure chatbots: Against digital necromancy. Engaged Education. Fact-checking takes time — use short structures like three-claim checks or 5-min interviews.

Saadioui, Z. (2025, April 14). Bringing historical figures to life with ChatGPT. Arsturn. Fact-checking takes time — use short structures like three-claim checks or 5-min interviews.

Muncey, N. (2025, August 15). How teachers can use AI chatbots in history class. SchoolAI. Fact-checking takes time — use short structures like three-claim checks or 5-min interviews.